

OMEGACAM GTO

Italian share

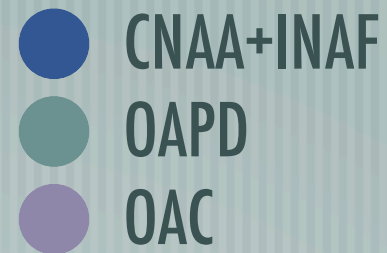
Enrico Cappellaro

Istituto Nazionale di Astrofisica - Osservatorio Astronomico di Padova

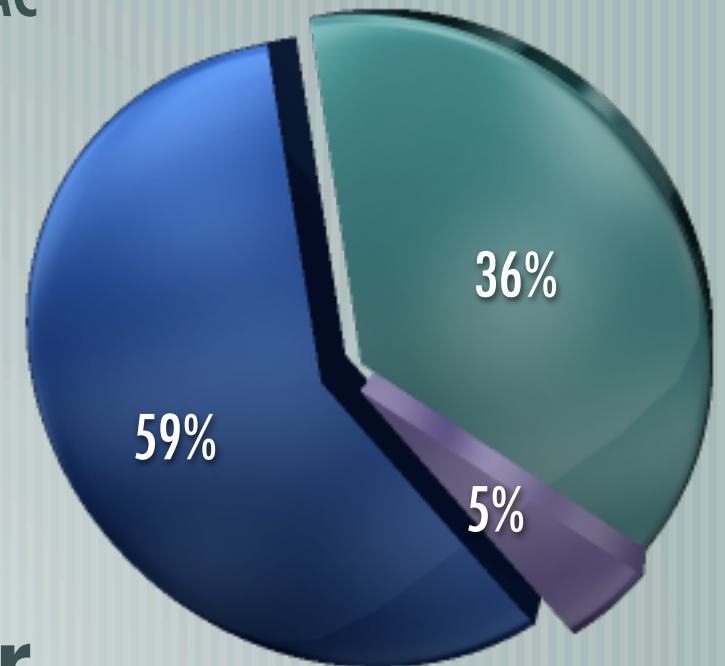


OMEGACAM GTO - Italian share

Enrico Cappellaro
Hripsime Navasardyan
Andrea Baruffolo
Paolo Bagnara
Alessandro Bortolussi
Carlo Magagna
Luigi De Pizzol
Laura Greggio
Enrico Cascone



1.2 Meuro



12 nights/yr

OMEGACAM GTO - Italian share

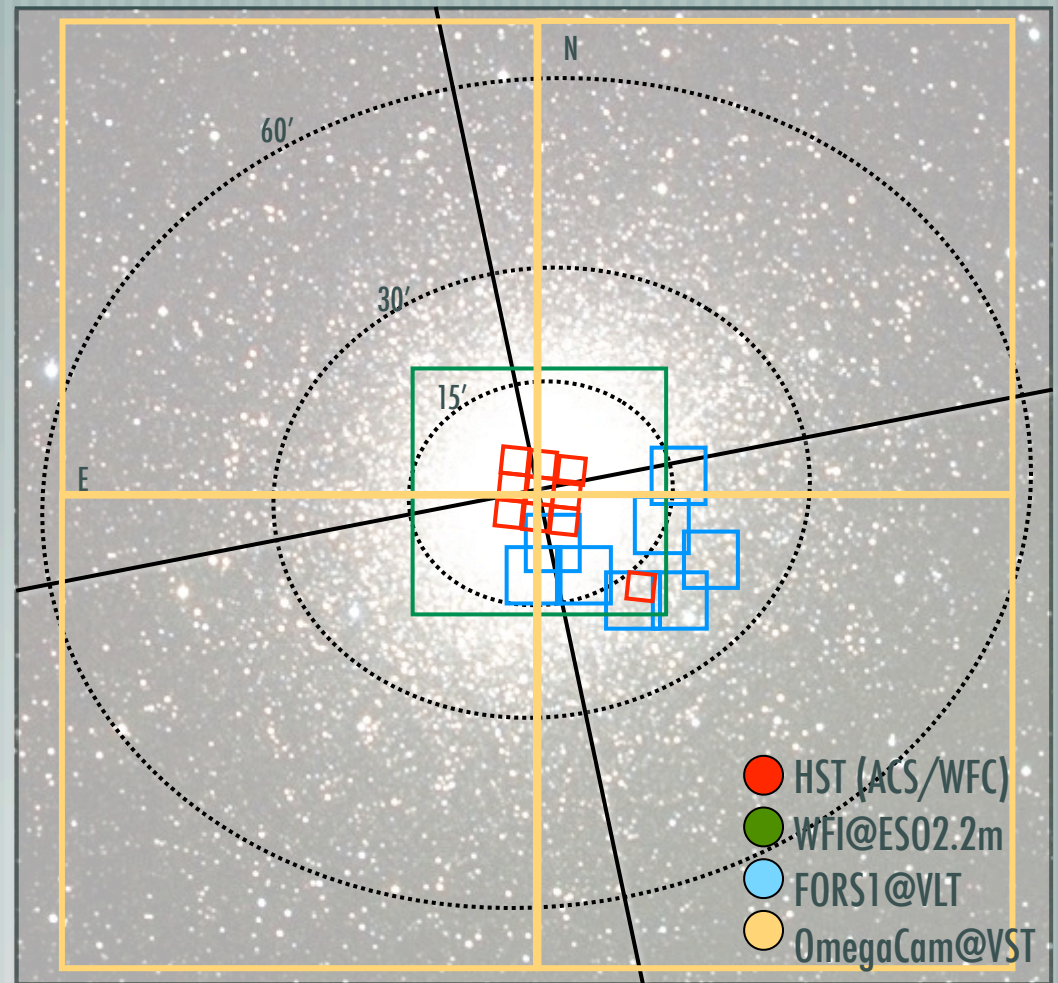
Target	P.I.	Technique	length [yr]	time [h]	1°yr	2°yr	VST
GC ω Centauri	Piotto	Accurate Astrometry and stellar photometry	5	46	23	-	-
Galaxy Structure	Momany	Stellar photometry	2	35		35	-
Local Dwarf Galaxies	Held	Stellar photometry in crowded fields	4	128	32	32	135
OmegaWINGS	Poggianti (D'Onofrio)	Surface brightness and morphology	2	60	30	30	90
SuDaRE	Cappellaro	Transient search	4	128	32	32	128

Photometry and Astrometry of the Galactic GC ω Cen

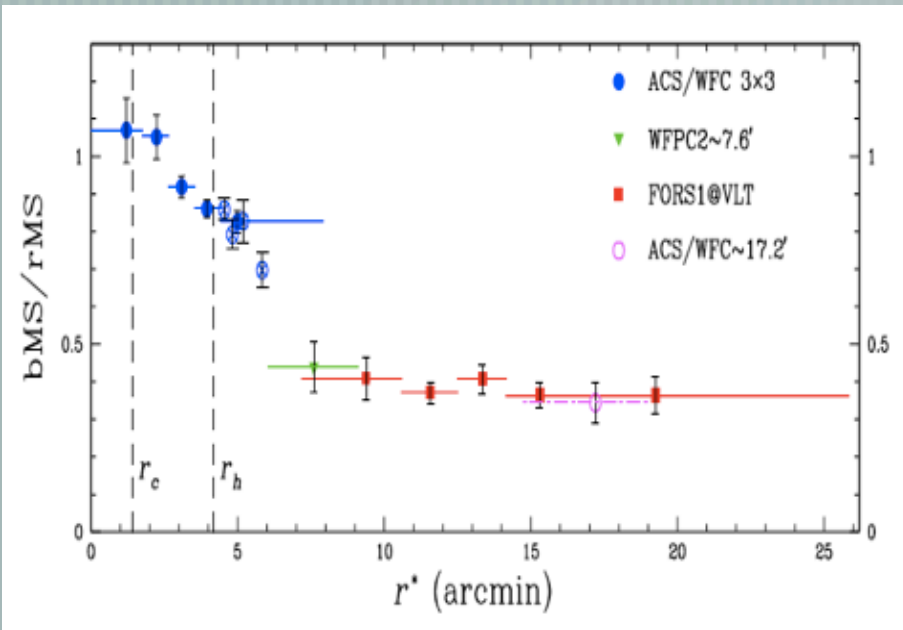
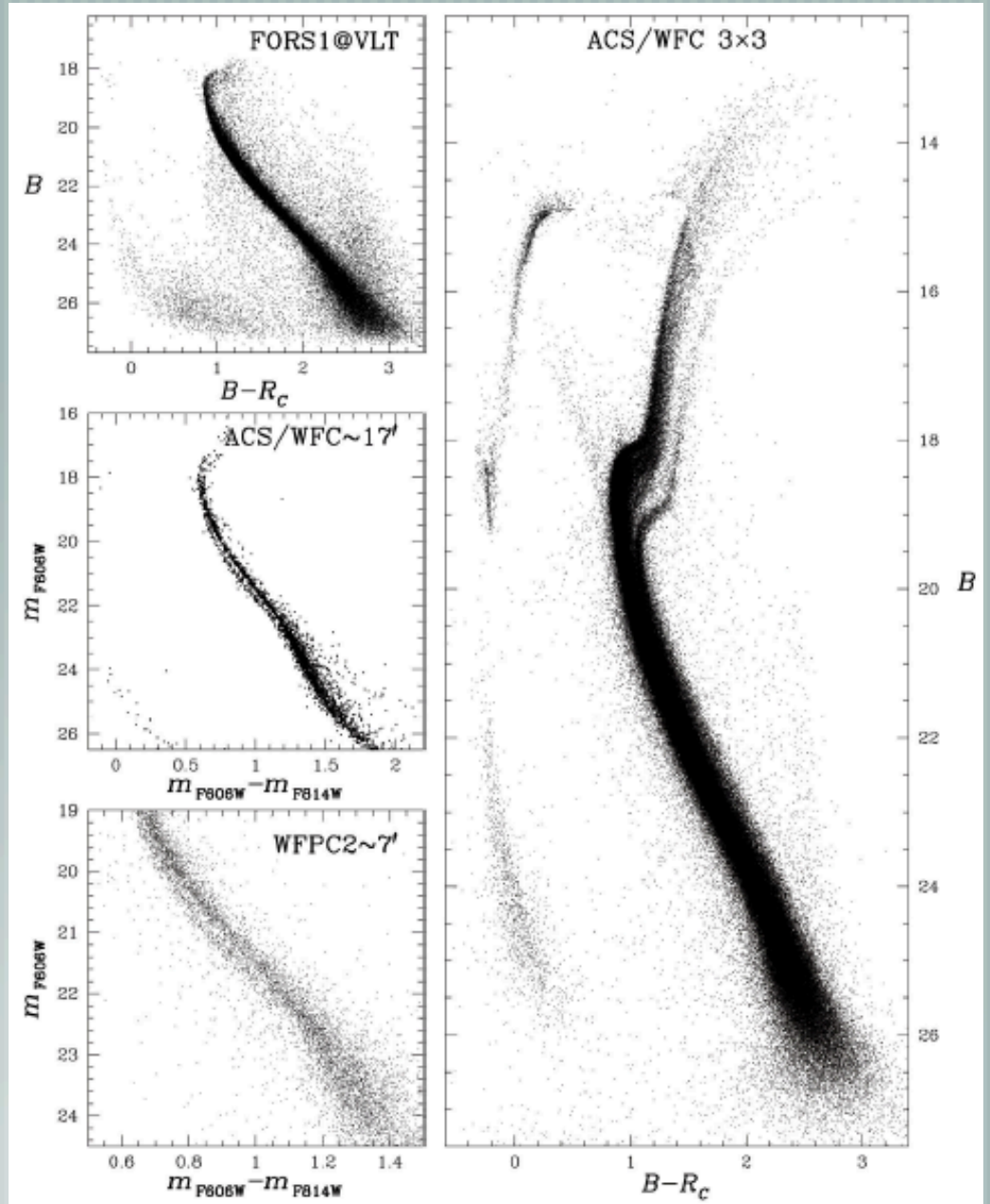
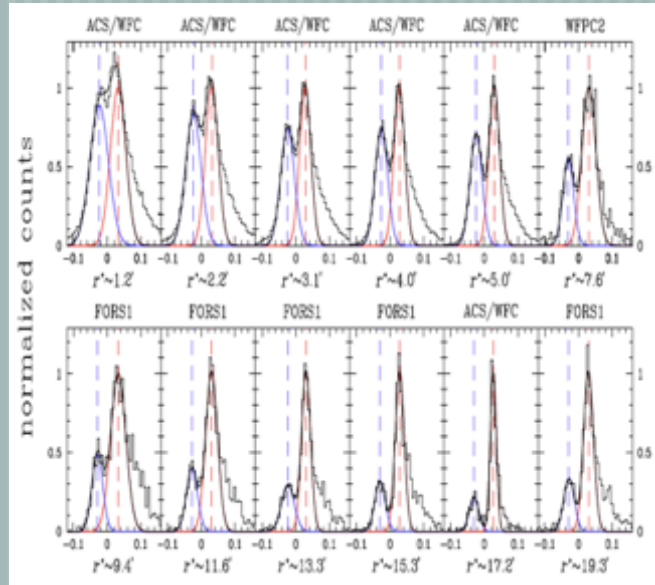
Piotto G. (PI), Ortolani S., Momany Y.,
Cassisi S., Anderson Y, Bedin L. R., Bellini
A., Milone A.P., Marino A. F.

A complete photometric and astrometric
investigation of ω Cen up to its tidal radius and
beyond

- [Map of ω Cen stellar content from the RGB tip to 3 mag below the TO
- [Radial distribution of multiple populations
- [Proper motions (CMD cleaning, stellar/population kinematics, cluster rotation field)
- [Stellar variability



Main-Sequence radial distribution



Fill the gap between $r=6'-8'$ and extend the analysis up to the tidal radius

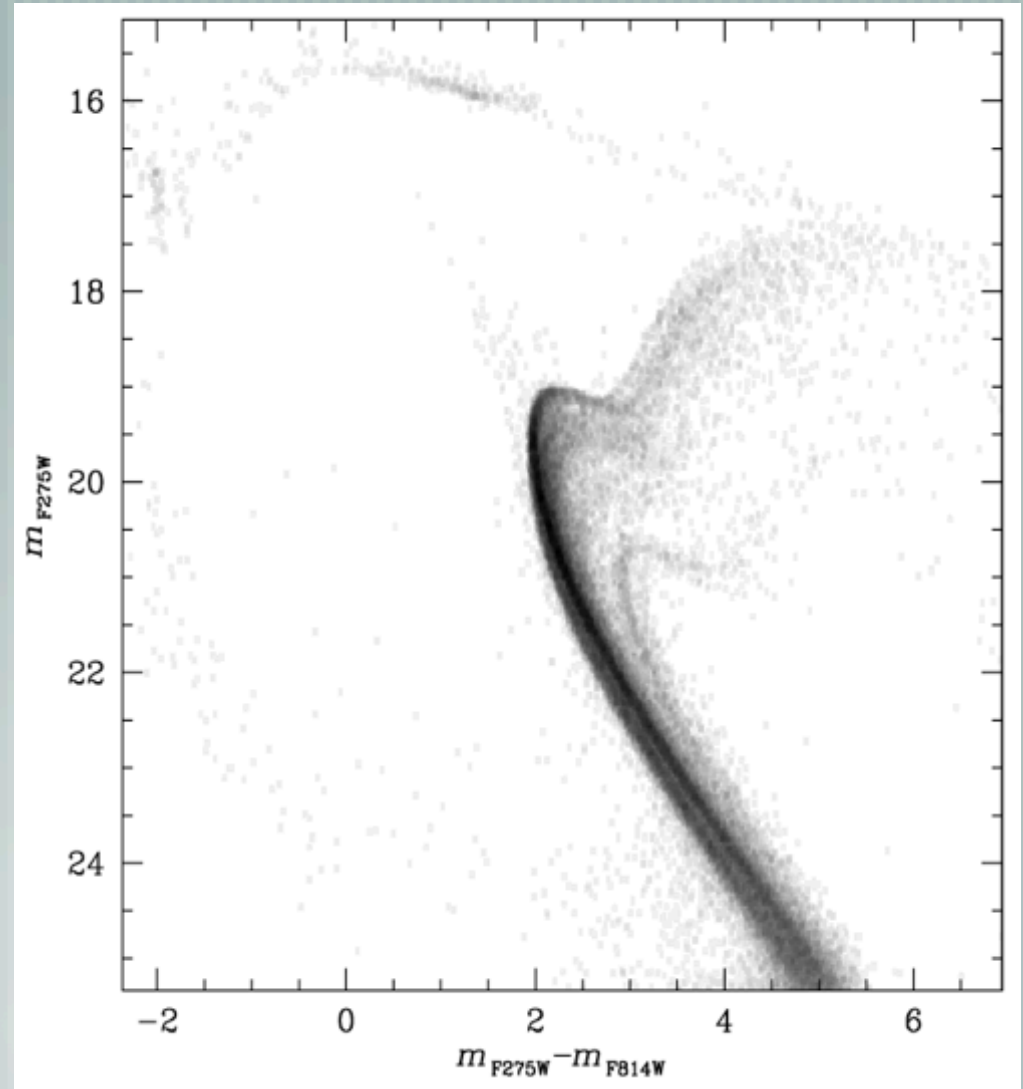
Photometry and Astrometry of the Galactic GC ω Cen

Observing strategy

- [2 epochs - 5 years apart
- [2 filters (B,V TBD)
- [4 VST fields ($2^\circ \times 2^\circ$ FoV)
- [100 dithered exposures per field, filter, epoch
- [Total time: 23h x 2 epochs

expected proper-motion error:

$$\sigma_{\text{pm}} = 0.15 \text{ mas yr}^{-1}$$



References:

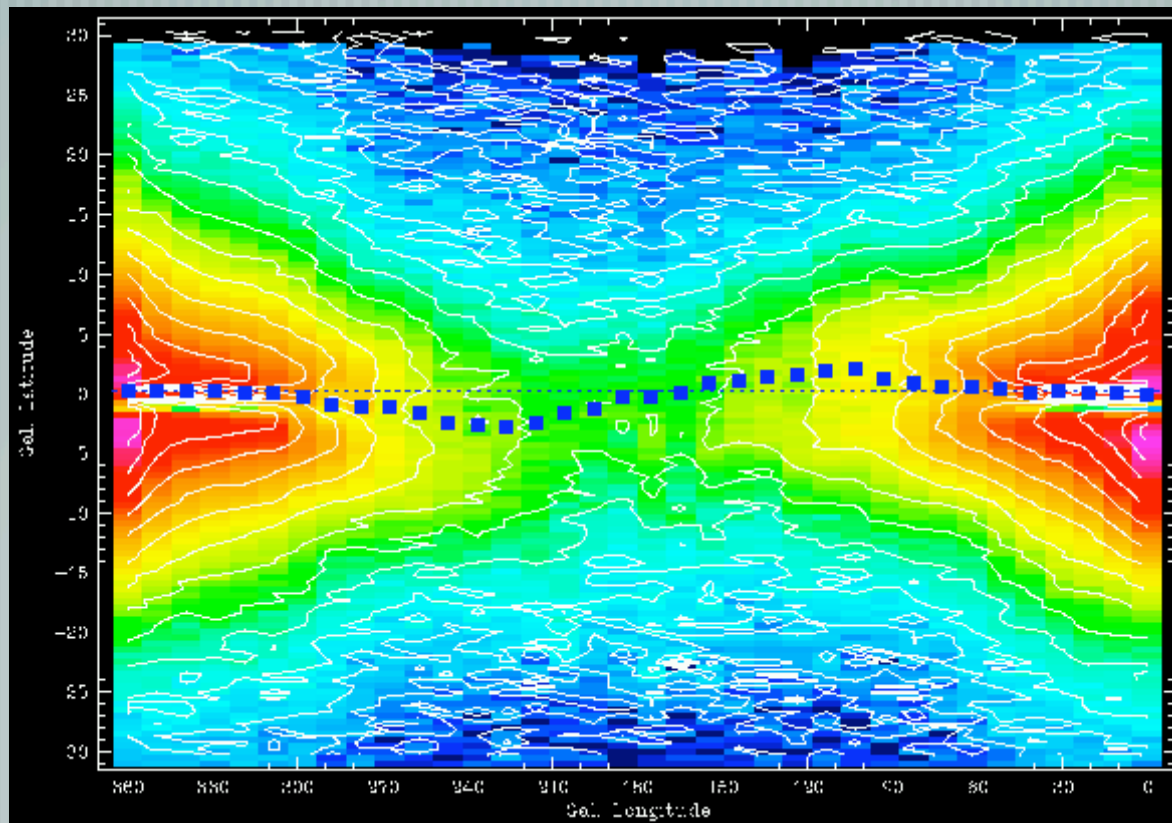
- Bellini, A.; Bedin, L. R.; Piotto, G.; Milone, A. P.; Marino, A. F.; Villanova, S. 2010, *AJ*, 140, 631
- Bellini, A.; Bedin, L. R. 2010, *A&A*, 517, 34
- Bellini, A.; Bedin, L. R.; Pichardo, B.; Moreno, E.; Allen, C.; Piotto, G.; Anderson, J. 2010, *A&A*, 513, A51
- Bellini, A.; Bedin, L. R.; Piotto, G.; Salaris, M.; Anderson, J.; Brocato, E.; Ragazzoni, R.; Ortolani, S.; Bonanos, A. Z.; Platais, I.; Gilliland, R.; Raimondo, G.; Bragaglia, A.; Tosi, M.; Gallozzi, S.; Testa, V.; Kochanek, C. S.; Giallongo, E.; Baruffolo, A.; Farinato, J.; Diolaiti, E.; Speziali, R.; Carraro, G.; Yadav, R. K. S. 2010, *A&A*, 513, A50
- Bellini, A.; Bedin, L. R. 2009, *PASP*, 121, 1419
- Bellini, A.; Piotto, G.; Bedin, L. R.; King, I. R.; Anderson, J.; Milone, A. P.; Momany, Y. 2009, *A&A*, 507, 1393
- Bellini, A.; Piotto, G.; Bedin, L. R.; Anderson, J.; Platais, I.; Momany, Y.; Moretti, A.; Milone, A. P.; Ortolani, S. 2009, *A&A*, 493, 959
- Milone, A. P.; Stetson, P. B.; Piotto, G.; Bedin, L. R.; Anderson, J.; Cassisi, S.; Salaris, M. 2009, *A&A*, 503, 755
- Yadav, R. K. S.; Bedin, L. R.; Piotto, G.; Anderson, J.; Cassisi, S.; Villanova, S.; Platais, I.; Pasquini, L.; Momany, Y.; Sagar, R. 2008, *A&A*, 484, 609
- Anderson, J.; Bedin, L. R.; Piotto, G.; Yadav, R. S.; Bellini, A. 2006, *A&A*, 454, 1029

OMEGA-WARP

Momany Y., Zaggia S. - INAF-OA Padova

Piotto G., Ortolani S., Carraro G. - Dip. Astro. UNIV. Padova

Bedin R. - STScI Baltimore

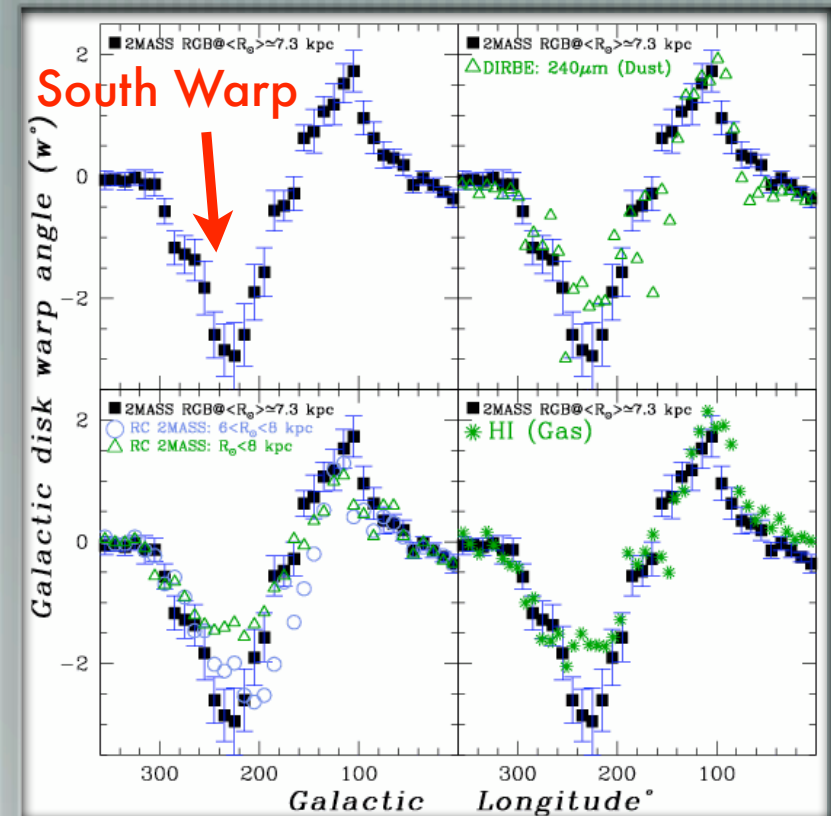


The Galactic Warp

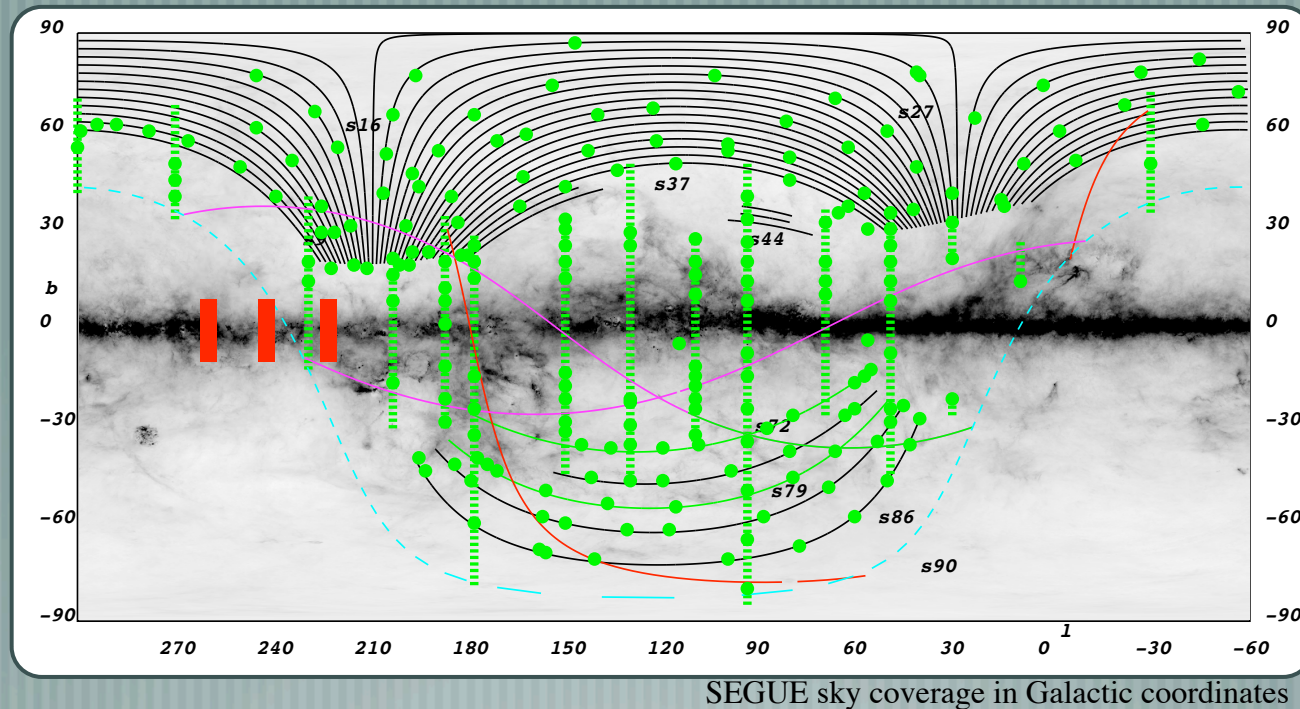
The Southern part of the Warp is seen as an overdensity in the Canis Major region, $210 < l < 260$.

Origin and extent of the Warp and associated Flare are still unknown

Traced already in gas and dust the stellar counterpart is still lacking a complete mapping with good tracers (Red Clump, HB) at low latitudes



A survey centered on the Southern Warp



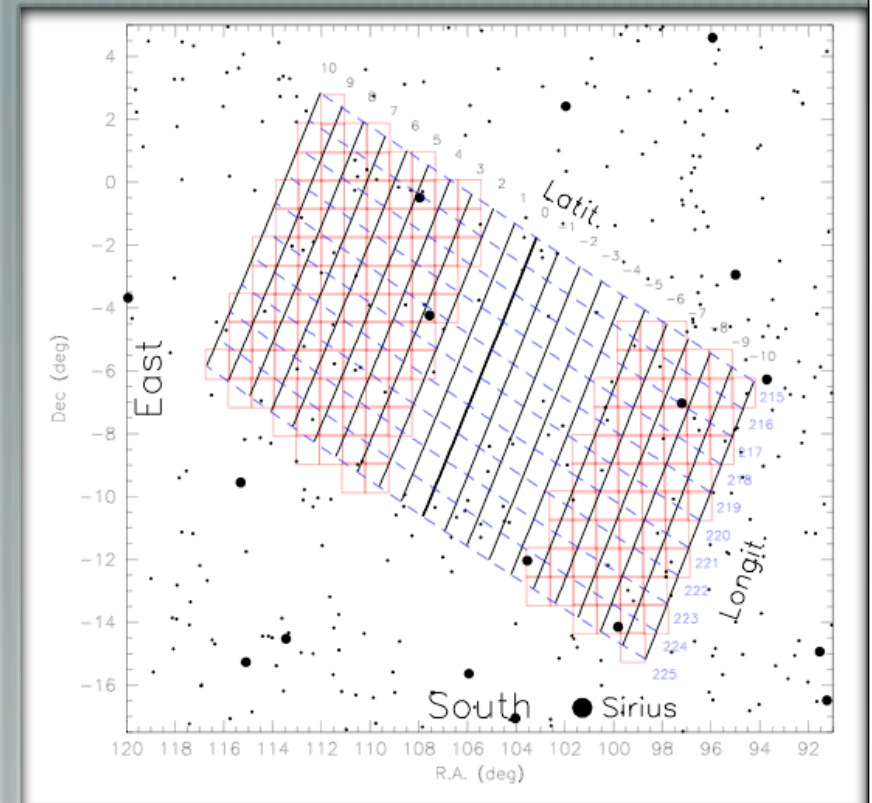
The goals of the survey are:

- extend the knowledge of the stellar population and star formation history of the disk out to its outer edge, 20kpc in the direction of the south warp
- have a clear view of the vertical structure of the outer disk
- understand the origin of the warp: accretion of satellite; cosmic infall; spontaneous disk bending.

OMEGA-WARP

Survey specs

- 3 stripes $2^\circ \times 20^\circ$ long across the disk, centered at $l=220^\circ, 240^\circ, 260^\circ$
- along the path of the Carina orbit.
- 2 colors g, i down to $g=23.5, i=23.0, S/N=10$
- easily performed in bright time
- 28 min per pointing
- Time request: 65 hours



Exploiting available WFI partial coverage of the stripes to obtain 5 mas precision proper motions.

Synergies with VISTA Hemisphere Survey, VST STREGA (Carina Stream), VST VPHAS+

References

Scientific Background:

Momany Y., Zaggia S., et al. 2004, "Probing the Canis Major stellar over-density as due to the Galactic warp", A&A, 421, L29

Momany Y., Zaggia S., et al. 2006, "Outer structure of the Galactic warp and flare: explaining the Canis Major over-density", A&A, 451, 515

López-Corredoira M., Momany Y., Zaggia S., Cabrera-Lavers A. 2007, "Re-affirming the connection between the Galactic stellar warp and the Canis Major over-density", A&A, 472, L47

Observationg Techniques:

Zaggia S., Momany Y., Vandame B., et al. 2001, "The EIS Pre-FLAMES Survey: observations of selected stellar fields", The Messenger, 105, 25

Momany Y., Vandame B., Zaggia S., et al. 2001, "ESO imaging survey. Pre-FLAMES survey: Observations of selected stellar fields", A&A, 379, 436

Zaggia S., Grado A., Limatola L., Capaccioli M. 2010, "The tidal tail of the Globular Cluster NGC2808", A&A, submitted

Omegacam survey of Local Group dwarf galaxies

P.I.s: E. V. Held (Padova), E. Tolstoy (Groningen)

Institutes:

Italy: Osservatorio Astronomico di Padova, INAF

Netherlands: University of Groningen

USA: Joint Astronomical Center

ESO: ESO Garching and Santiago

Targets: 10 dwarf galaxies of the Local Group

Science Aims

- [accurate determination of spatially resolved star-formation histories of dwarf galaxies of the Local Group over their full extension
- [study of extra-tidal stellar structures using different tracers, in particular horizontal branch stars (NB. large-scale tidal streams will be followed up by dedicated GTO proposals).

Survey specs

BVi (or gri) mapping beyond the nominal tidal radius: 1, 9, or 16 sq. deg. around each galaxy depending on the galaxy size.

Target S/N ratio is 15 at B=24.4, V=23.5 and i=22.6.

Time request

128h (32h x 4) over the first 4 yr; dark (70%) + grey (30%) time; (comparable contribution from the Dutch partner).

Local Group dwarf galaxies VST-GTO extension

Science goals

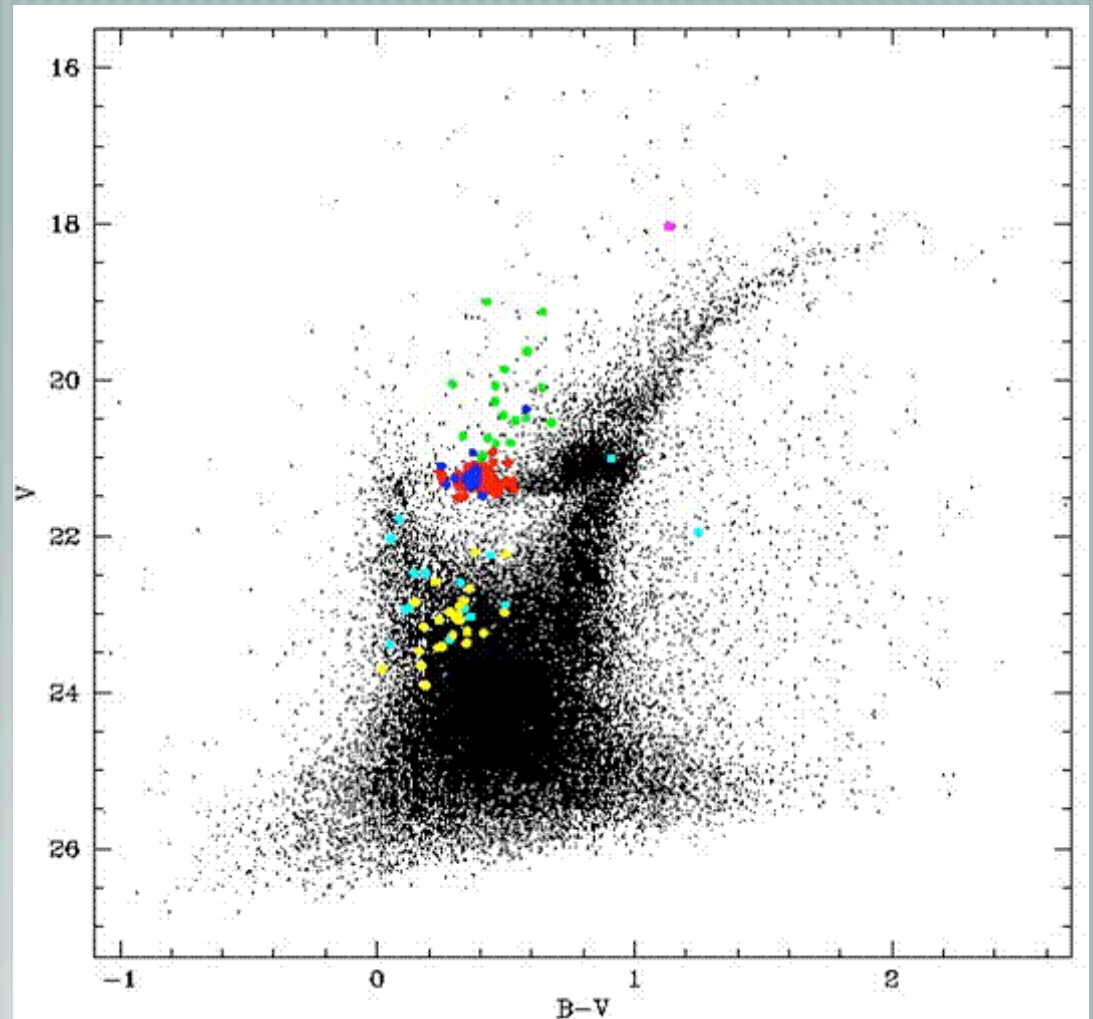
- A) characterize the physics of young/massive stars in star-forming dwarfs; young stars, HB and blue stragglers in dwarf spheroidals.
- B) accurate and timely determination of the basic properties (structure, distance, metallicity) of newly discovered dwarf galaxies

Survey specs

- A) U-band coverage. The targeted S/N is 15 at $u_{AB} = 24.1$ ($U = 23.3$)
- B) ugri follow-up observations of newly discovered dwarf galaxies (e.g. by Skymapper)

Previous results based on WFI data related to this project

- Poretti, E., Clementini, G., Held, E.V., et al. 2008. Variable Stars in the Fornax dSph Galaxy. II. Pulsating Stars below the Horizontal Branch. *ApJ* 685, 947
- Rizzi, L., Held, E.V., Saviane, I., Tully, R.B., Gullieuszik, M. 2007. The distance to the Fornax dwarf spheroidal galaxy. *MNRAS* 380, 1255
- Rizzi, L., Held, E.V., Bertelli, G., Saviane, I. 2003. Clues to the Evolution of the Carina Dwarf Spheroidal Galaxy from the Color Distribution of its Red Giant Stars. *ApJ* 589, L85
- Held, E.V., Clementini, G., Rizzi, L., Momany, Y., Saviane, I., Di Fabrizio, L. 2001. RR Lyrae Variable Stars in the Dwarf Spheroidal Galaxy Leo I. *ApJ* 562, L39



Wide-field Nearby Galaxy-cluster Survey



Daniela Bettoni
Mauro D'Onofrio
Bianca M. Poggianti (co-PI)

Giovanni Fasano (co-PI)
Alessandro Omizzolo

Antonio Cava
Tiziano Valentini
Benedetta Vulcani

Jacopo Fritz
Jesus Varela

+ Alan Dressler
Per Kjaergaard
David Woods

Warrick Couch
Mariano Moles

+ external collaborators at Trieste, Granada,
Tenerife



Wide-field Nearby Galaxy-cluster Survey

A multi-wavelength wide-field survey of 77 X-ray selected clusters at $z=0.04-0.07$

- [Wide range of L_x , optical richness, substructure
- [Wide range of galaxy luminosities and masses
- [Legacy value

GOALS

- [study cluster and cluster galaxy properties in local Universe
- [detailed stellar populations and morphologies
- [provide an adequate local reference sample for high- z studies

The existing WINGS dataset

B and V deep photometry (34' x 34')

77 clusters, FOV 1.2-2.7Mpc, res. 0.7-1.6kpc, $M_V \approx -13$
400,000 gal phot., 40,000 surf.phot + morph

Optical fibre spectroscopy

48 clusters, 100-200 galaxies/cluster, down to $M_V \approx -17$

Near-IR deep photometry (0.8 sq.deg.)

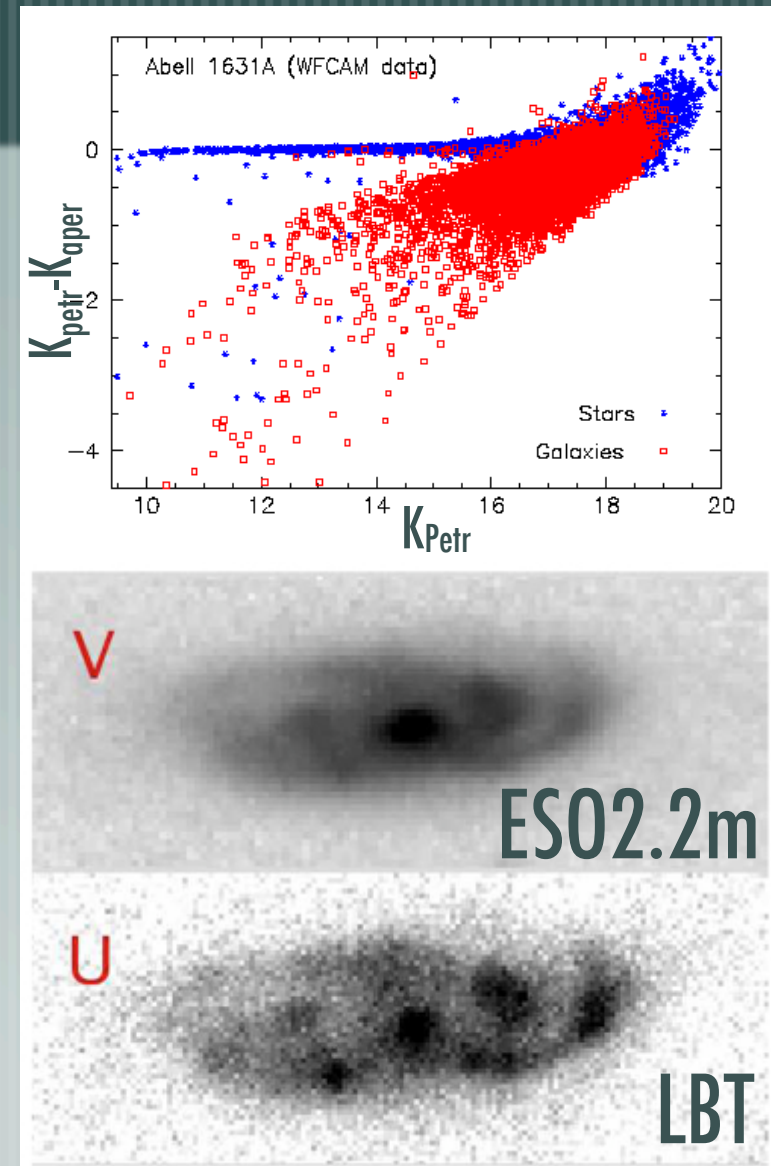
28 clusters, J and K – galaxy masses, SED + struct.props

Halpha narrow-band imaging

20 clusters, ongoing

U-band (limited in number of clusters and quality)

Only 5 clusters with good photometric quality - integrated and spatially res. SF



Obtained with WFC/INT, WFC/ESO2.2, WYFFOS/WHT, 2dF/AAT, WFCAM/UKIRT, 90prime/Bok, LBC/LBT

OMEGAWINGS

The existing optical WINGS dataset covers 35x35 arcmin, that corresponds to about **½ the cluster virial radius** for most clusters

A larger field of view is needed to reach the cluster virial radius, the cluster outskirts and infall regions, where most of the galaxy transformations are thought to occur

OMEGAWINGS will get B and V imaging of 59 WINGS clusters

30 hr/yr during the first two years of VST operations

30/40min exposure per band in dark/grey time

For 20 clusters, will complement existing near-IR WFCAM/UKIRT data with similar FoV

Aimed to measure galaxy colors, masses, morphologies, structural parameters
reaching out 1 to 5 virial radii depending on cluster mass and distance

OMEGAWINGS U extension

Get U-band for 54 clusters to the same surface brightness limits covered in B,V,J,K, obtaining spectral energy distributions

Scientific goals

- [Study the ongoing and recent star formation activity as a function of galaxy mass, morphology and environment (position in the cluster core and outskirts, cluster-centric distance, local density)
- [Map the spatial distribution of the ongoing and recent star formation **within** galaxies: the distribution of the star-forming regions will tell us about the processes that act enhancing/quenching the star formation activity

Time request (VST GTO)

1.5hrs exposure per cluster ($S/N \sim 1.0/\text{pix}$ to $m_{AB}=26.3 \text{ mag/arcsec}^2$)

90 hr including overheads

SOME WINGS HIGHLIGHTS

Catalogs released:

Optical photometric catalogs (Fasano et al. 2006, Varela et al. 2009)
Near-IR catalog (Valentinuzzi et al. 2009)
Spectroscopic catalog (Cava et al. 2009)
Line measurements and star formation histories (Fritz et al. 2010a, b in press)

Cluster properties:

substructure (Ramella et al. 2007)
velocity dispersions + dynamical analysis and 3D substructuring (Cava et al. 2009,+ in prep.)

Galaxy properties:

fundamental plane (D'Onofrio et al. 2008,2010 subm.)
morphologies (Poggianti et al. 2009)
superdense galaxies (Valentinuzzi et al. 2010a, 2010b)
Brightest Cluster Galaxies (Fasano et al. 2010)
evolution of the galaxy stellar mass function (Vulcani et al. 2010a in press)
evolution of ellipticities of early-type galaxies (Vulcani et al. 2010b subm.)
Color-magnitude diagrams, Lick indices analysis, star formation analysis... (subm.)

Supernova diversity and rate evolution

SUDARE

Cappellaro E., Benetti S., Greggio L., Turatto M., Zampieri L., Bufano F.
Miluzio M., Botticella M., Pastorello M., Valenti S., Patat F.

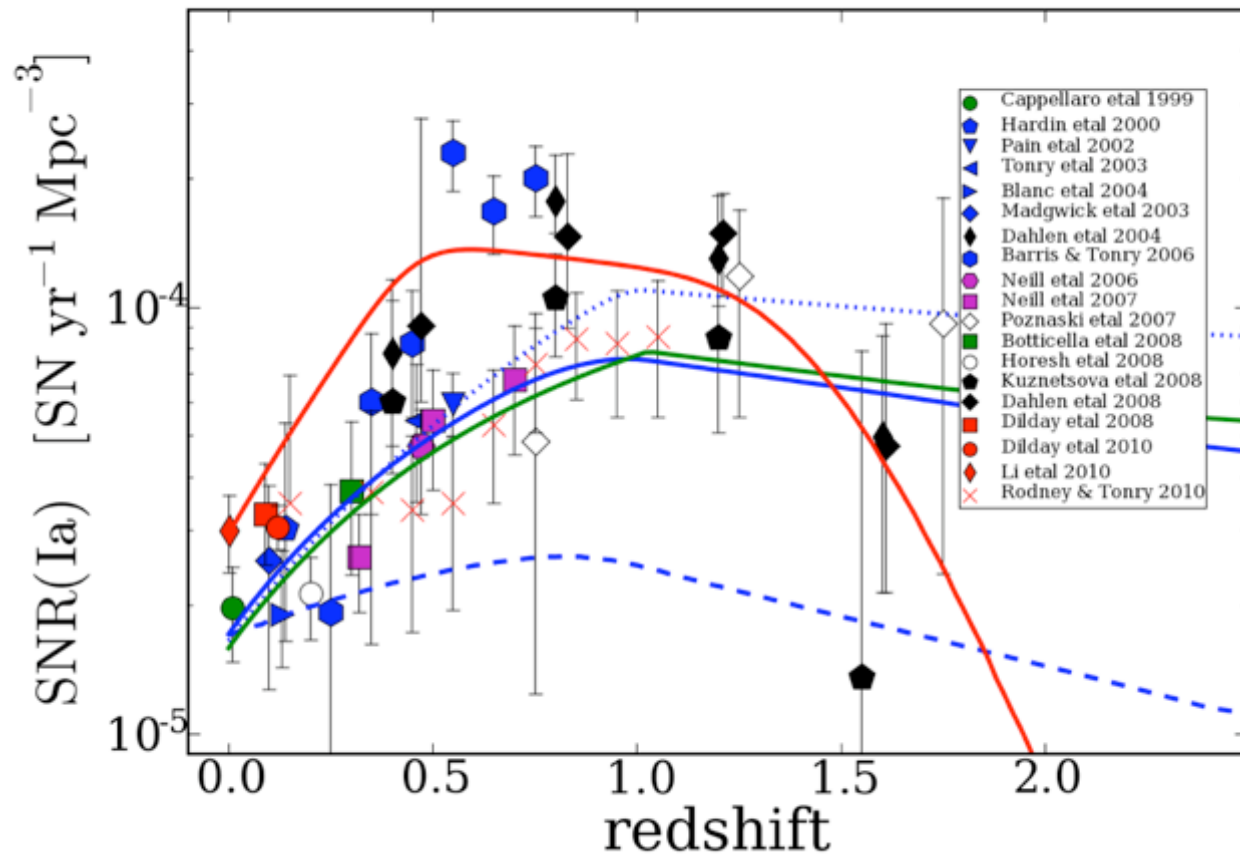
Why SN rates

- [Link progenitor and stellar evolution scenarios
- [Probe star formation history and nucleo-synthesis
- [Test scenarios for compact objects formation (NS and BH) or extreme events (GRB)
- [Support search programs for neutrinos, GW

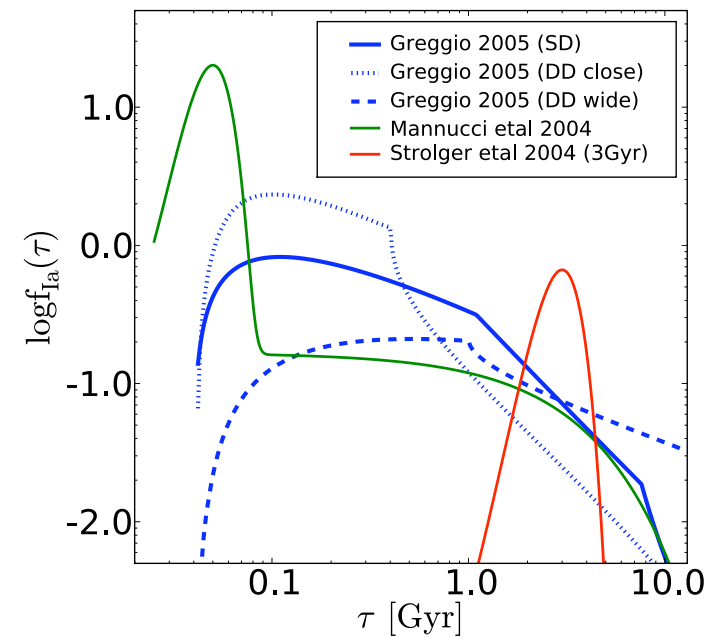
SN searches

- [Local, targeted searches
 - Photographic and visual (Cappellaro et al 1999 [CET99])
 - CCD (LOSS, Filippenko, Weidong-Li in press)
 - CHASE,, Amateurs (!)
- [Low redshift panoramic searches
 - Sloan SN search, PTF, ROTSE, Catalina Sky Survey, Pan-starrs
- [Pencil-beam deep searches
 - WFI@ESO2.2, CFHT Legacy survey, ESSENCE, GOODS
 - **Omegacam@VST, LBC@LBT, ...** DES, LSST, SNAP/JDEM

SNIa's rate evolution



Updated from Botticella et al. 2009



SNIa diversity

sub-Chandrasekhar model

Sim et al (2010)

SNe 1991bg - 2004eo

Detonation of He in an accreted shell ignites
detonation of a CO WD

1.5 mag fainter than average \rightarrow Ni mass 0.2-0.4 M_{\odot}

WD mass 0.9-1.1 M_{\odot}

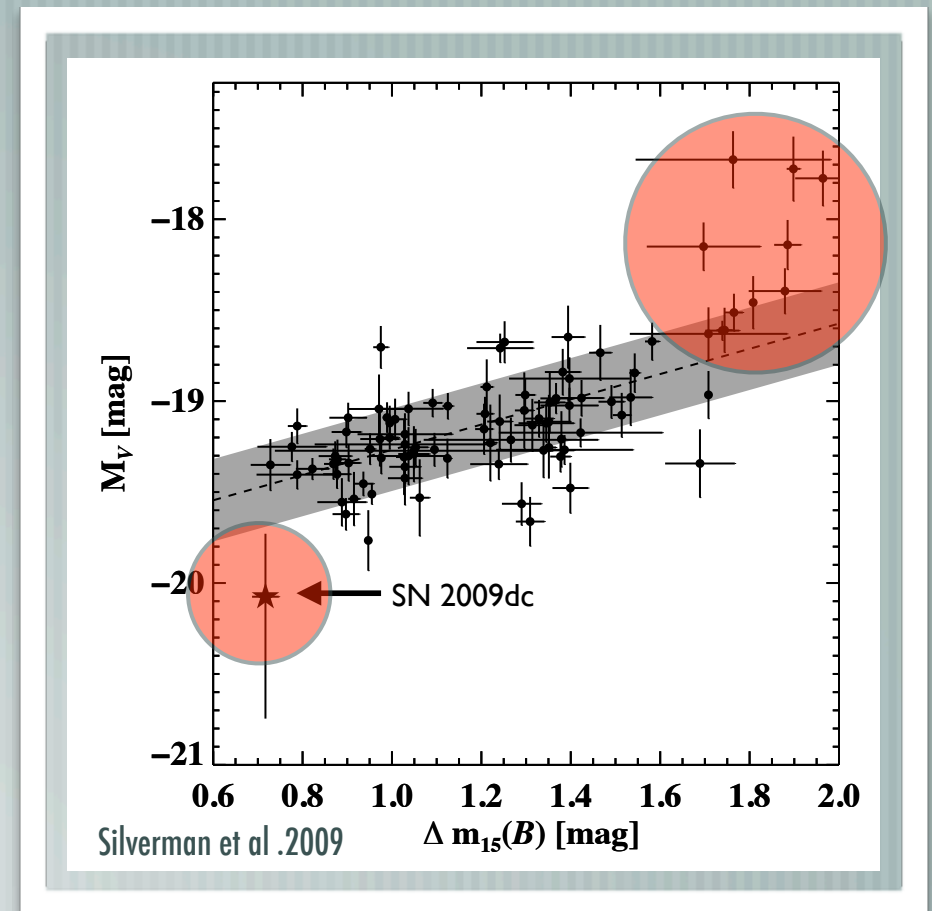
super-Chandrasekhar model

Silverman et al (2010)

SN 2009dc

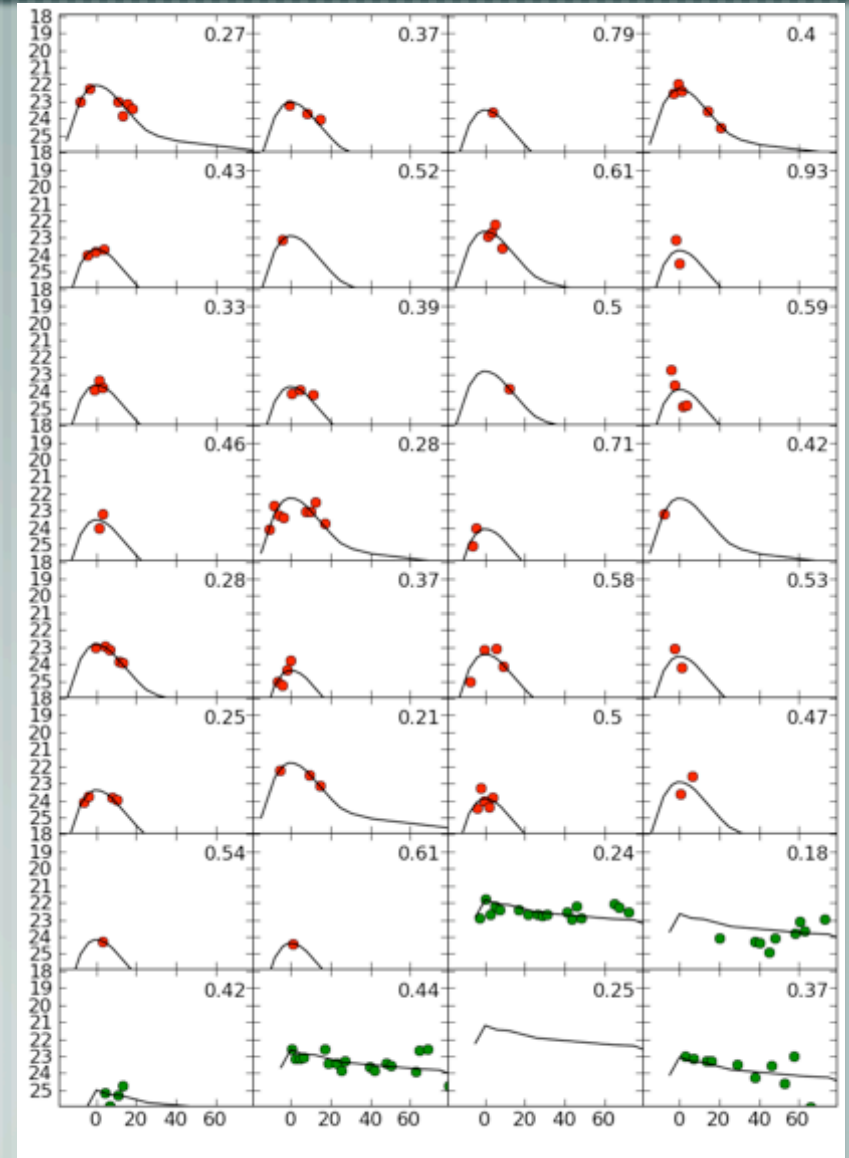
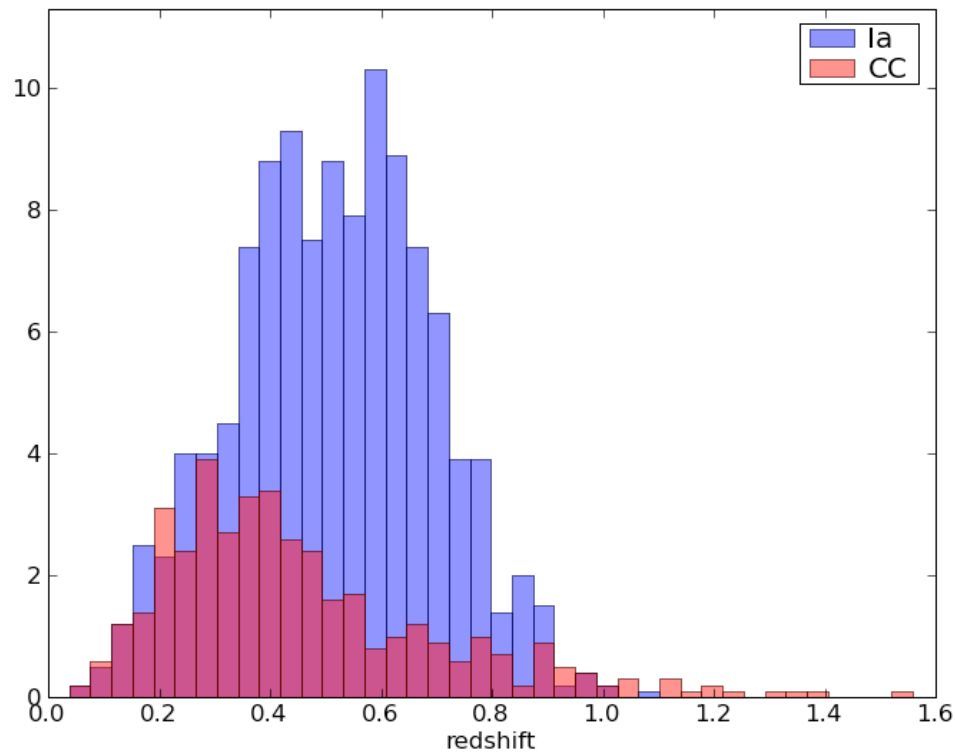
1 mag brighter than average \rightarrow Ni mass = 1.7 M_{\odot}

WD mass $> 2 M_{\odot}$



Search simulation

Expected detection 50 SNe / field / season
(200 in 4 years)



Supernova diversity and rate evolution

SUDARE

Field: CDFS 03 32 13 -27 50 00

r-band exposure every 3 day
g,i band colors once 10 days

Sinergy with
VOICE by
Covone et al.

Observing season: Aug 1 - Jan 31 (2h at AM<1.5)

x season

Search run	45	exposure 30-45 min
Color photometry	25	

Time request: 65-70h / yr

References

Botticella M.T., Riello M., Cappellaro E. et al. 2008 A&A 479, 49: Supernova rates from the Southern Intermediate Redshift ESO Supernova Search (STRESS)

Cappellaro E., Riello M., Altavilla. G. et al. 2005 A&A 430, 83: Death rate of massive stars at redshift ~ 0.3

Mannucci F. , Della Valle M., Panagia N. et al. 2005 A&A 433, 807: The supernova rate per unit mass

Mannucci F., Maoz D. , Sharon K, Botticella M.T. et al 2008 MNRAS 383, 1121: The supernova rate in local galaxy clusters

Greggio L. 2005 A&A 441, 1055: The rates of type Ia supernovae. I. Analytical formulations

Greggio L., Daddi E., Renzini, A., MNRAS 388, 829: Rates, progenitors and cosmic mix of Type Ia supernovae

Greggio L., Cappellaro E. 2009 AIPC 1111, 477: The rate of type Ia Supernovae and the Star Formation History

Greggio L. 2010 MNRAS 406,22: The rates of type Ia supernovae - II. Diversity of events at low and high redshifts

Benetti S., Cappellaro E., Mazzali P. et al ApJ 623, 1011: The Diversity of Type Ia Supernovae: Evidence for Systematics?

Maeda K., Benetti S., Stritzinger T. et al 2010 Nature 466, 82: An asymmetric explosion as the origin of spectral evolution diversity in type Ia supernovae

OMEGACAM GTO - Italian share

Target	P.I.	Technique	length [yr]	time [h]	1°yr	2°yr	VST
GC ω Centauri	Piotto	Accurate Astrometry and stellar photometry	5	46	23	-	-
Galaxy Structure	Momany	Stellar photometry	2	35		35	-
Local Dwarf Galaxies	Held	Stellar photometry in crowded fields	4	128	32	32	135
OmegaWINGS	Poggianti (D'Onofrio)	Surface brightness and morphology	2	60	30	30	90
SuDaRE	Cappellaro	Transient search	4	128	32	32	128