

Claiming ORCID papers through ADS

A step-by-step guide

Intro

ORCID (**O**pen **R**esearcher and **C**ontributor **ID**) provides a persistent digital identifier that distinguishes you from every other researcher and supports automated linkages between you and your professional activities, ensuring that your work is recognised and attributed to you.

ORCID is an **open, non-profit, community-based** effort to provide a registry of unique researcher IDs. It is not associated with any specific publisher, discipline, or geographic area. The use of ORCID is free of charge.

In order to set up an **account**, go to <http://orcid.org/>

An essential part of your ORCID profile is the **Works** section where your publications are listed. Instead of manually entering the bibliographic information of your papers, you can now populate your ORCID record through the **ADS**.

This step-by-step guide explains how.



1. Go to ADS Bumblebee

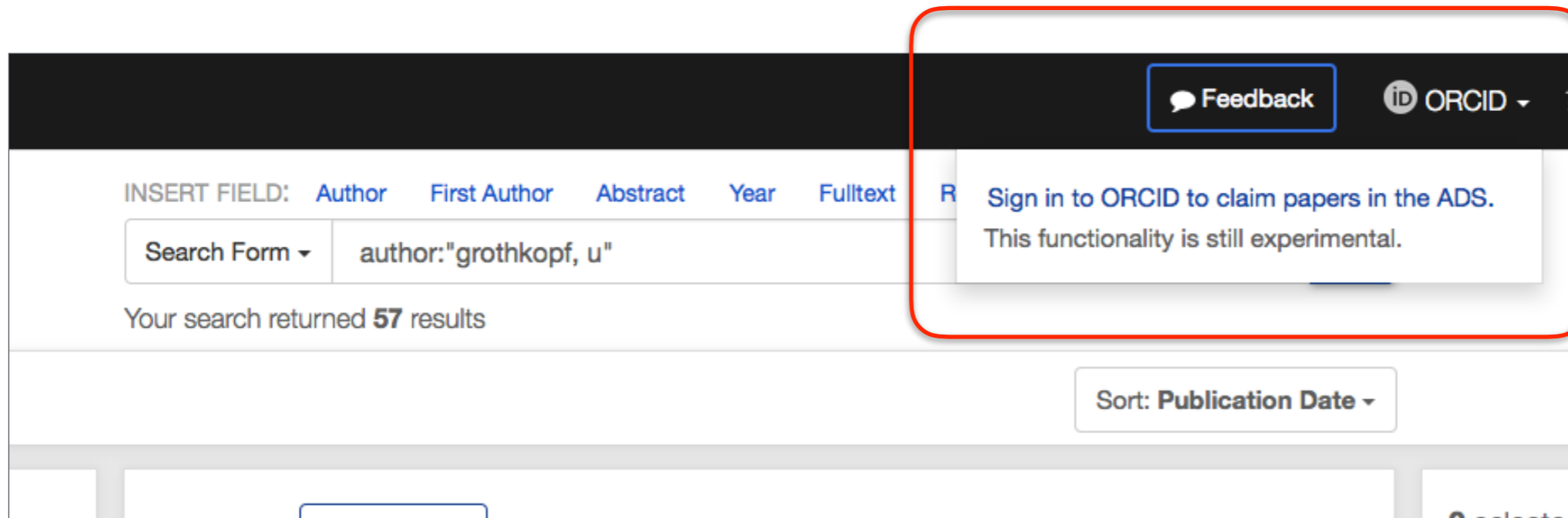
ADS Bumblebee interface: <https://ui.adsabs.harvard.edu/>

The screenshot shows the ADS Bumblebee interface. At the top left is the 'ads beta' logo. At the top right are links for 'Feedback', 'ORCID', 'Learn', and 'Account'. The main header features the 'astrophysics data system' logo and three navigation options: 'Classic', 'Modern' (which is selected), and 'Paper'. Below the header is a search form with a dropdown menu labeled 'Search Form' and a search button. Underneath the search form is a list of search options:

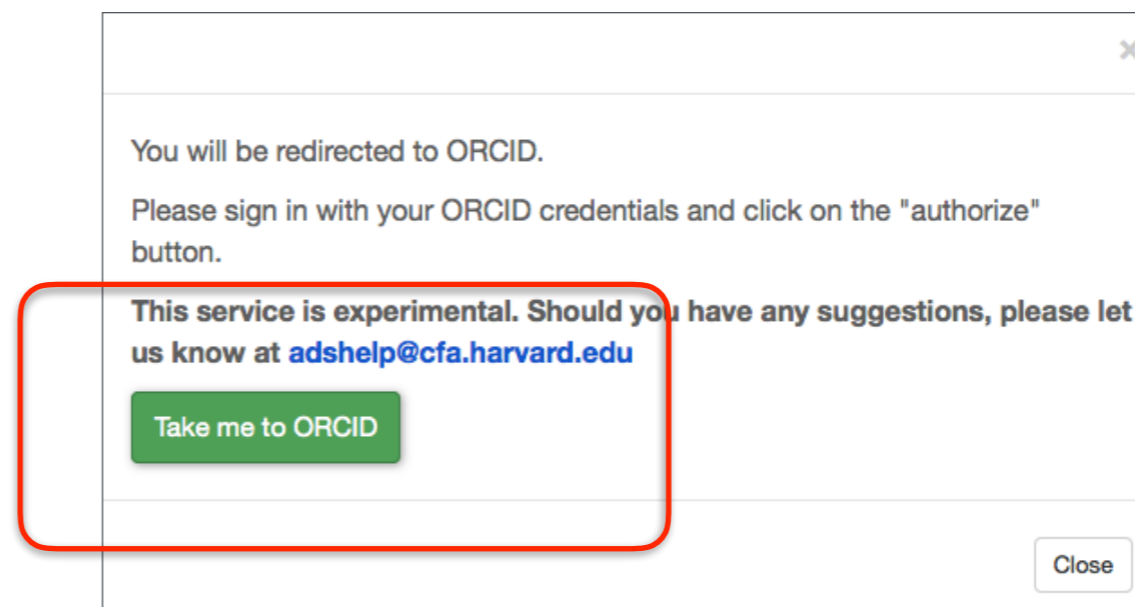
Field	Value
author	author:"huchra, john"
first author	author:"^huchra, john"
abstract + title	abs:"dark energy"
year	year:2000
year range	year:2000-2005
full text	full:"gravitational waves"
publication	bibstem:ApJ
citations	citations(author:"huchra, j")
references	references(author:"huchra, j")
reviews	reviews("gamma-ray bursts")
refereed	property:refereed
astronomy	database:astronomy

2. Log into ORCID

Select **Sign in to ORCID** from the pull-down menu in the upper right corner (black area).



Click on **Take me to ORCID**.



3. Authorize ORCID to import papers from ADS

On the ORCID login screen, enter your email or ID along with your password, then click **Authorize** to allow communication between ORCID and ADS.

ORCID
NASA Astrophysics Data System ?
has asked for the following access to your ORCID Record

Add works
Update your works
Read your ORCID record

Allow this permission until I revoke it.
You may revoke permissions on your account settings page. Unchecking this box will grant permission this time only.

This application will not be able to see your ORCID password, or other private info in your ORCID Record. [Privacy Policy](#).

Don't have an ORCID ID? [Register](#).

Email or ID:


Password:

[Forgotten password?](#)

Deny **Authorize**

4. Log into your Bumblebee ADS account

If you would like to allow ADS to make your ORCID claims public, log into your **ADS Bumblebee account** (optional). Note that your ADS Classic account will not work here.

 You are now logged in to ORCID ✕

If you **want your ORCID claims to be accessible in the ADS**, please sign in to ADS or create an account and provide us with your permission to make your claims public, along with a few other key pieces of information.

[log in to ADS](#) or [create a new account](#)

After you are signed in to your account, go to the "User Preferences" page, click on the "ORCID Settings" tab, and fill in the brief form.

If you don't care about your information being searchable in the ADS, just close this message and continue.

[Close](#)

Log in to ADS [sign up for an account](#)

i Your ADS Classic credentials will not work here. You'll have to make a new account to access this system.

Email address
 ✓

Password
 ✓

[Submit](#)

[Forgot your password?](#)

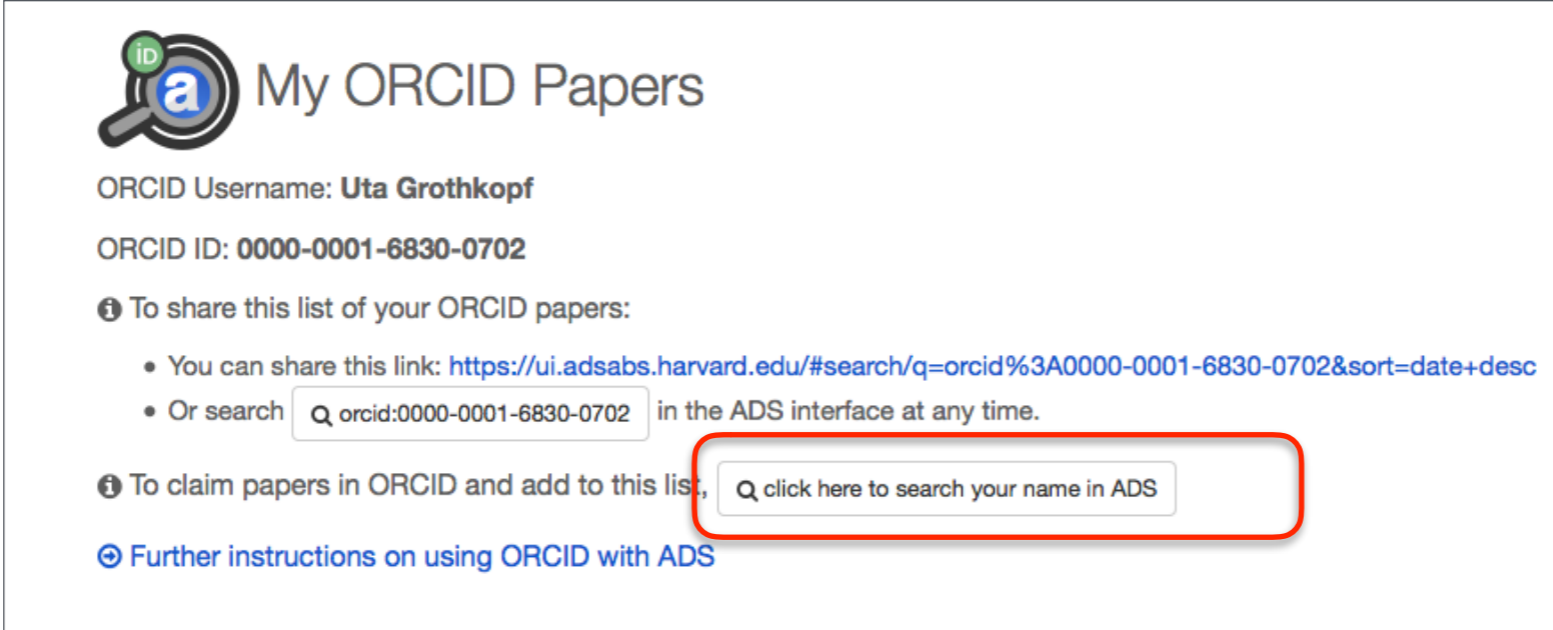
5. Already claimed ORCID papers


Once you are logged into ORCID (and ADS), you will see the list of your ORCID / ADS papers.

1	2011ApSSP...1..101L Astronomy Librarian - Quo Vadis? Lagerstrom, Jill; Grothkopf, Uta		✓ In ORCID
2	2011EAS....49..107G Astronomy Libraries - your Gateway to Information Grothkopf, U.		✓ In ORCID

6. Search for your papers in ADS

To find further papers, carry out an **author search** for your publications.



 My ORCID Papers

ORCID Username: **Uta Grothkopf**

ORCID ID: **0000-0001-6830-0702**

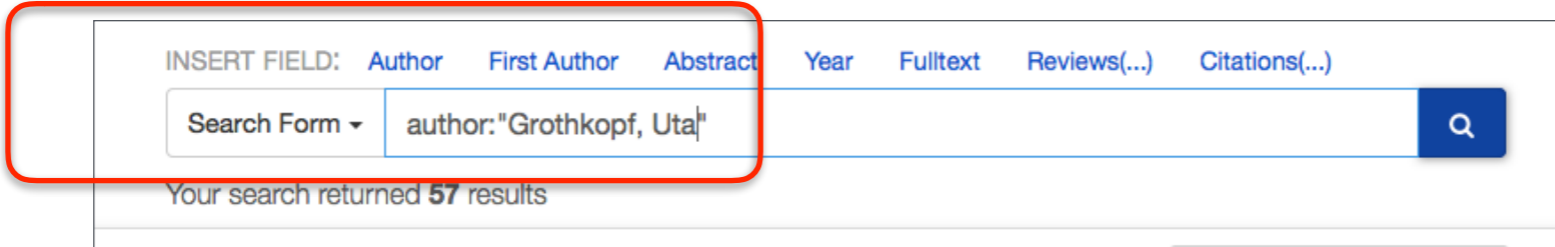
i To share this list of your ORCID papers:

- You can share this link: <https://ui.adsabs.harvard.edu/#search/q=orcid%3A0000-0001-6830-0702&sort=date+desc>
- Or search in the ADS interface at any time.

i To claim papers in ORCID and add to this list,

[Further instructions on using ORCID with ADS](#)

The Author search form will already be **pre-filled** with your name.


















INSERT FIELD: Author First Author Abstract Year Fulltext Reviews(...) Citations(...)

Search Form

Your search returned **57** results

7. Claim papers

You can now **claim further papers** from the results list and add them to your ORCID account.

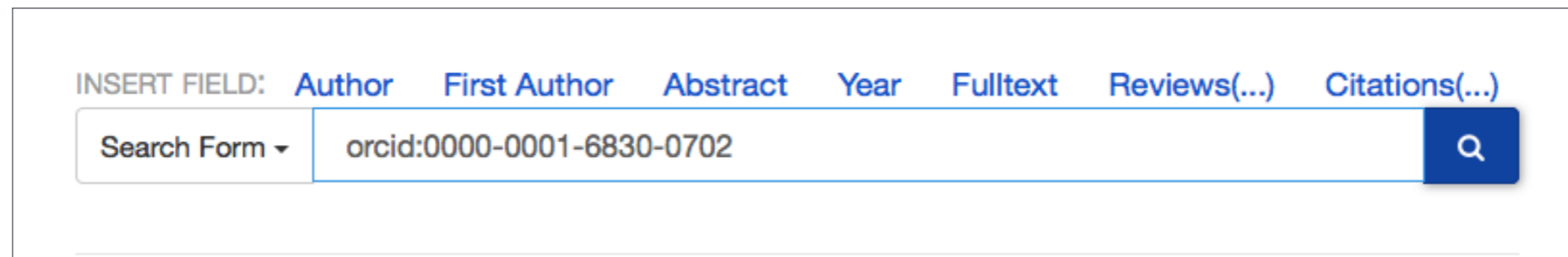
1	<input type="checkbox"/>	2015Msng.162....2S	2015/12	  
The Scientific Return of VLT Programmes				
Sterzik, M.; Dumas, C.; Grothkopf, U. <i>and 11 more</i>				
<input type="button" value="id Claim in ORCID"/>				
2	<input type="checkbox"/>	2015scop.confE..26G	2015/12	  
If we build it, will they come? Curation and use of the ESO telescope bibliography				
Grothkopf, Uta; Meakins, Silvia; Bordelon, Dominic				
<input type="button" value="id Claim in ORCID"/>				
3	<input type="checkbox"/>	2015Msng.162...30S	2015/12	  
ALMA Cycle 0 Publication Statistics				
Stoehr, F.; Grothkopf, U.; Meakins, S. <i>and 6 more</i>				
<input type="button" value="id Claim in ORCID"/>				
4	<input type="checkbox"/>	2015ASPC..492..198M	2015/04	  
Koha@ESO Reloaded				
Meakins, S.; Grothkopf, U.				
<input type="button" value="id Actions"/> ✓ In ORCID				
5	<input type="checkbox"/>	2015ASPC..492..133S	2015/04	  
Swift Publication Statistics and the Comparison with Other Major Observatories				
Savaglio, S.; Grothkopf, U.				
<input type="button" value="id Actions"/> ✓ In ORCID				

Note:

Each paper has to be claimed individually. This way, ADS tries to ensure verification of papers before upload to ORCID.

8. Search ADS by ORCID

If you have chosen to make your ORCID claims public at ADS, you can **retrieve** your papers in ADS Bumblebee through the search form:



The image shows a screenshot of the ADS Bumblebee search interface. At the top, there is a row of search fields: "INSERT FIELD:", "Author", "First Author", "Abstract", "Year", "Fulltext", "Reviews(...)", and "Citations(...)". Below this is a search bar with a dropdown menu labeled "Search Form" and a search button with a magnifying glass icon. The search bar contains the text "orcid:0000-0001-6830-0702".

9. Ask the librarians for help

In case you encounter any problems, contact us at library@eso.org